TRANSPORTATION
ENGINEERING
STANDARD DETAILS

# CURB RAMP TYPE "A"

## CURB RAMP TYPE A

NOT TO SCALE

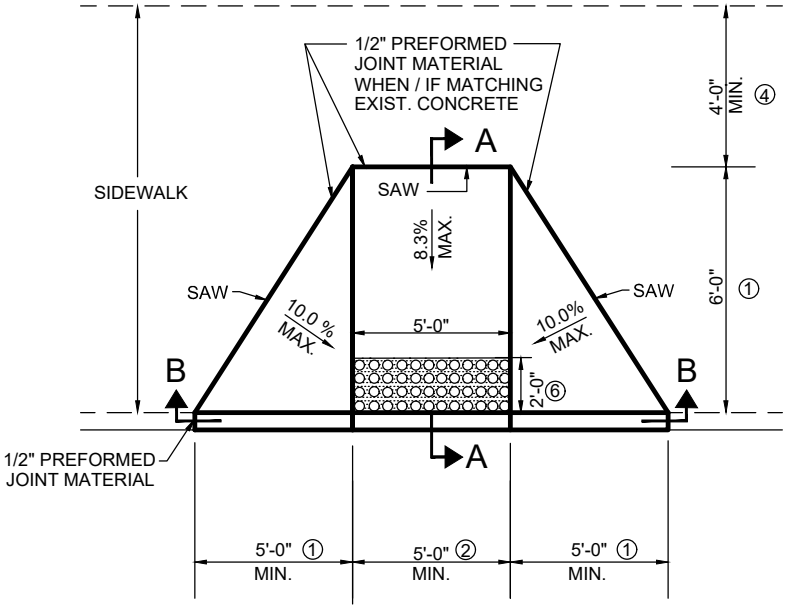


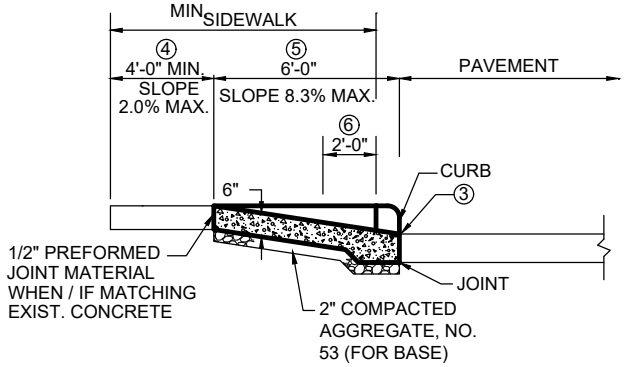


## SECTION A-A

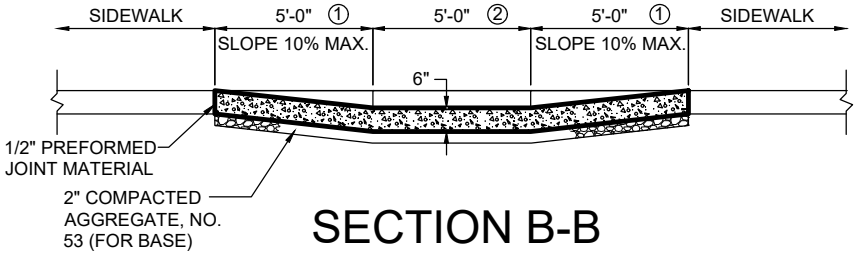


## SECTION B-B

## GENERAL NOTES

① THESE DIMENSIONS ARE BASED ON A 6" CURB HEIGHT, AND SHALL BE PROPORTIONALLY ADJUSTED FOR OTHER CURB HEIGHTS.

② A 4'-0" MINIMUM WIDTH RAMP MAY BE USED WHEN EXISTING SPACE PROHIBITS THE CONSTRUCTION OF THE 5'-0" WIDE RAMP.

③ THE BOTTOM EDGE OF THE CURB RAMP SHALL BE FLUSH WITH THE EDGE OF THE ADJACENT PAVEMENT AND GUTTER LINE.

④ TURNING SPACE AT THE TOP OF CURB RAMPS SHALL HAVE MAXIMUM CROSS SLOPE OF 2.0% IN ANY DIRECTION. WHERE SITE INFEASIBILITY PRECLUDES A TURNING SPACE SLOPE OF 2.0% IN ANY DIRECTION, THE SLOPE PERPENDICULAR TO THE CURB FACE SHALL NOT EXCEED 2.0%. A TURNING SPACE (4.0 FT) MINIMUM BY (4.0 FT) MINIMUM SHALL BE PROVIDED AT THE TOP OF THE CURB RAMP AND SHALL BE PERMITTED TO OVERLAP OTHER TURNING SPACES AND CLEAR SPACES. WHERE THE TURNING SPACE IS CONSTRAINED AT THE BACK OF THE SIDEWALK, THE TURNING SPACE SHALL BE (4.0 FT) MINIMUM BY (5.0 FT) MINIMUM. THE (5.0 FT) DIMENSION SHALL BE PROVIDED IN THE DIRECTION OF THE RAMP RUN.

⑤ THE RUNNING SLOPE OF THE CURB RAMP SHALL CUT THROUGH OR SHALL BE BUILT UP TO THE CURB AT RIGHT ANGLES OR SHALL MEET THE GUTTER GRADE BREAK AT RIGHT ANGLES WHERE THE CURB IS CURVED. THE RUNNING SLOPE OF THE CURB SHALL BE 5.0% MINIMUM AND 8.3% MAXIMUM BUT SHALL NOT REQUIRE THE RAMP LENGTH TO EXCEED (15.0 FT). THE RUNNING SLOPE OF THE TURNING SPACE SHALL BE 2.0% MAXIMUM.

⑥ DETECTABLE WARNING SURFACE SHALL BE BRICK RED IN COLOR.

| DATE: 09/01/20 | NOT TO SCALE | APPROVED BY: P.Z. | SHEET NO: RAMPS 1 |
|---|---|---|---|