



# City of Fort Wayne 2018 Civil City Budget

*Mayor Tom Henry*

---

*September 26, 2017*

# Fort Wayne under Mayor Henry's leadership



- Positive momentum/excitement in Fort Wayne
- Unprecedented investment in the community
- Commitment to enhancing neighborhoods
- Focus on quality of life amenities
- Meeting the needs of residents and businesses
- Leader in job and business growth
- Moving Fort Wayne forward in the right direction



# 2018 Budget Highlights

- Commitment to Public Safety
  - ✓ 24 new recruits – Police Department
  - ✓ 22 new recruits – Fire Department
- Neighborhood infrastructure projects
  - ✓ \$22.5 million
- Sidewalks and Alleys
  - ✓ \$6 million
- Projects in City Parks
  - ✓ \$3 million in Parks capital maintenance
- Assessed Value growth of 2% for the 3<sup>rd</sup> consecutive year



# What are we hearing?

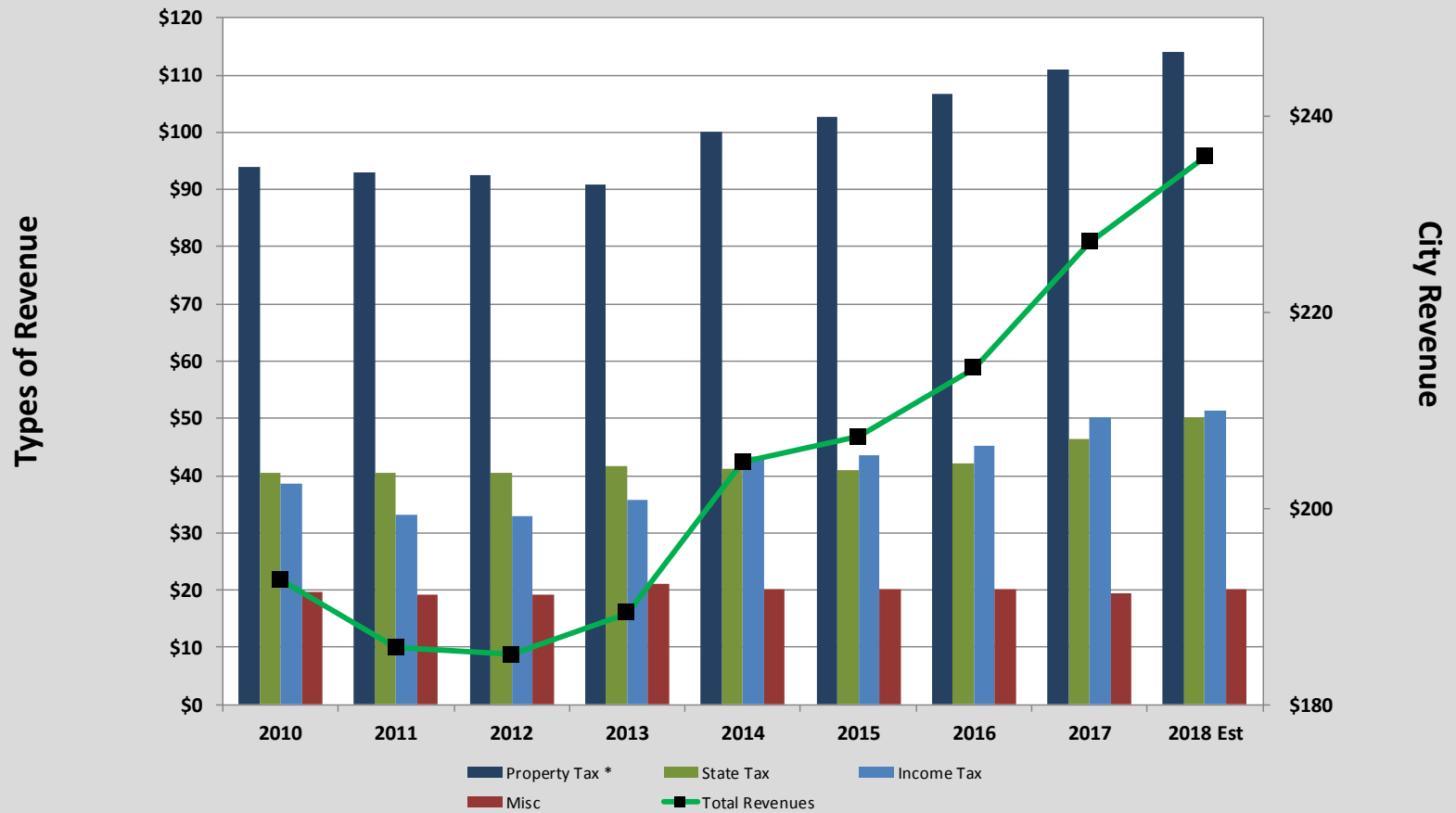
- One of the best run cities
- Hot real estate market
- Attractive to families
- Low cost of living
- A great place to retire
- Hot job market

# Allen County 1% Property Tax Relief Analysis (all taxing units)



Township	Received Property Tax Relief	2016 (in millions)
Perry	95.3%	\$ 3.1
Aboite	87.1%	\$ 5.8
St. Joe	52.0%	\$ 4.4
Washington	47.8%	\$ 1.5
Wayne	12.9%	<u>\$ 1.1</u>
	Total Fort Wayne	\$ 15.9
	Outside Fort Wayne	<u>\$ 1.0</u>
	<b>Total 1% Property Tax Relief</b>	<b>\$ 16.9</b>
Total Homesteads – Fort Wayne		61,941
# of Homesteads receiving circuit breaker credits - Fort Wayne		27,095
% of Homesteads receiving circuit breaker credits - Fort Wayne		43.7%

# City Revenue Analysis (in millions)



\*Property Tax Levy Net of Circuit Breaker

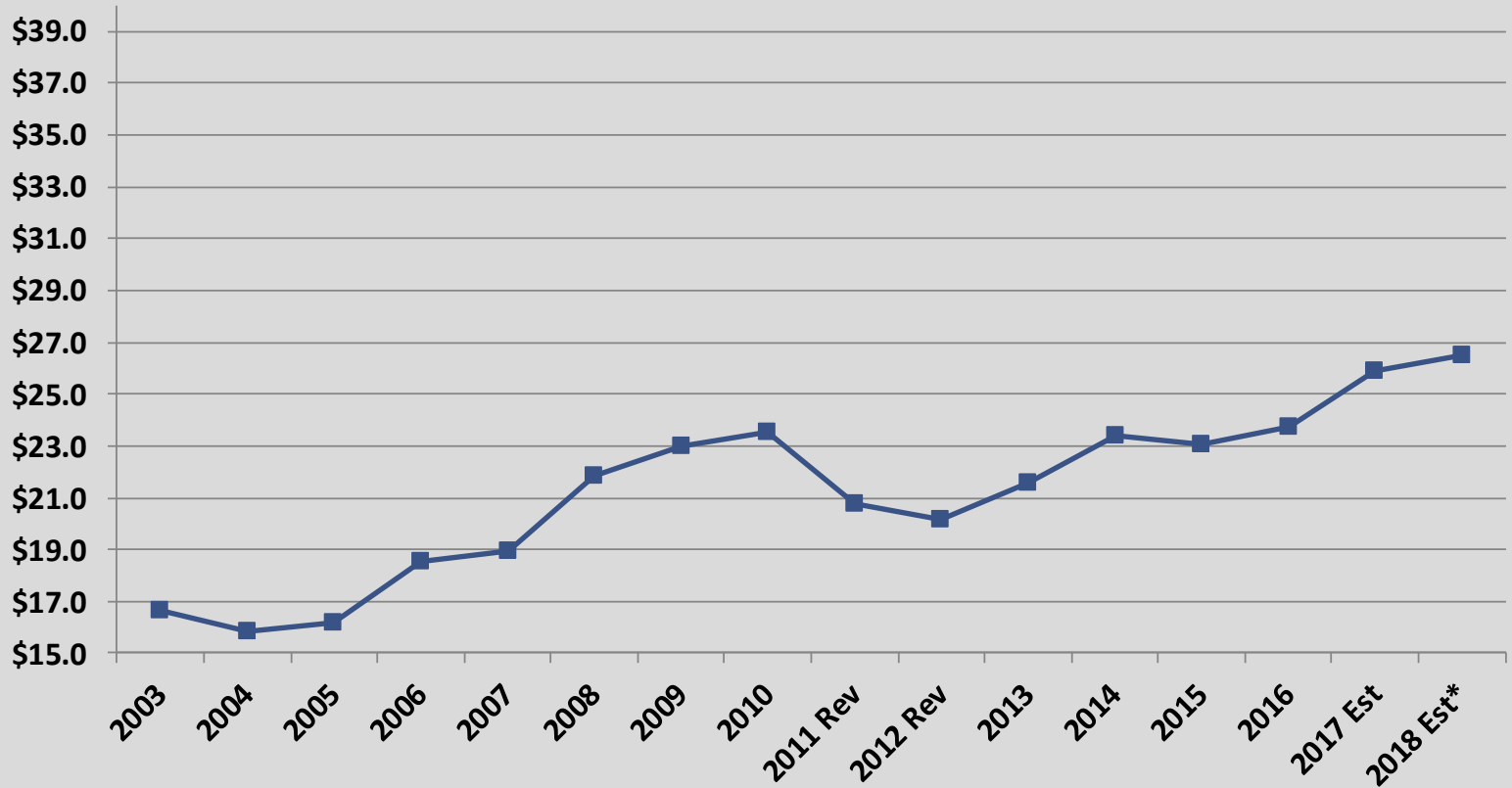
2018 excludes the additional Local Income Tax – Economic Development

2018 includes the HEA 1002 increase in Gasoline Tax

# Local Income Tax (LIT) – Economic Development Distribution to City (formerly CEDIT)

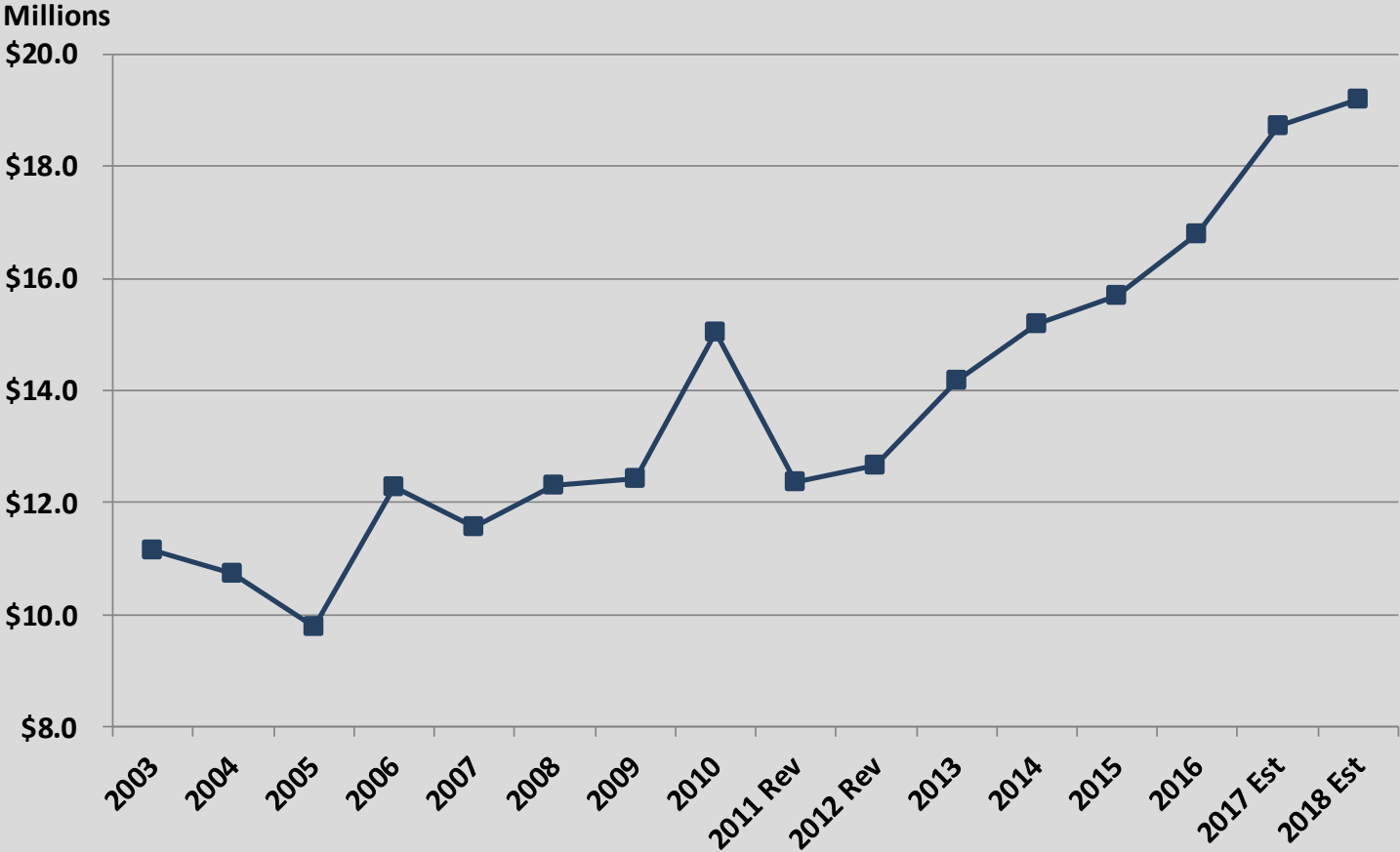


Millions



\*2018 Est excludes additional Local Income Tax – Economic Development of \$8,714,011

# Local Income Tax (LIT) – Certified Shares Distribution to City (formerly COIT)





# PT Supported Balanced Budget

including PS LOIT (in millions)



## Revenue:

Property Tax	135.4
*Circuit Breaker (est.)	(21.3)
Public Safety LOIT	5.5
COIT	19.2
Miscellaneous	<u>26.9</u>
Total Revenue	\$ 165.7

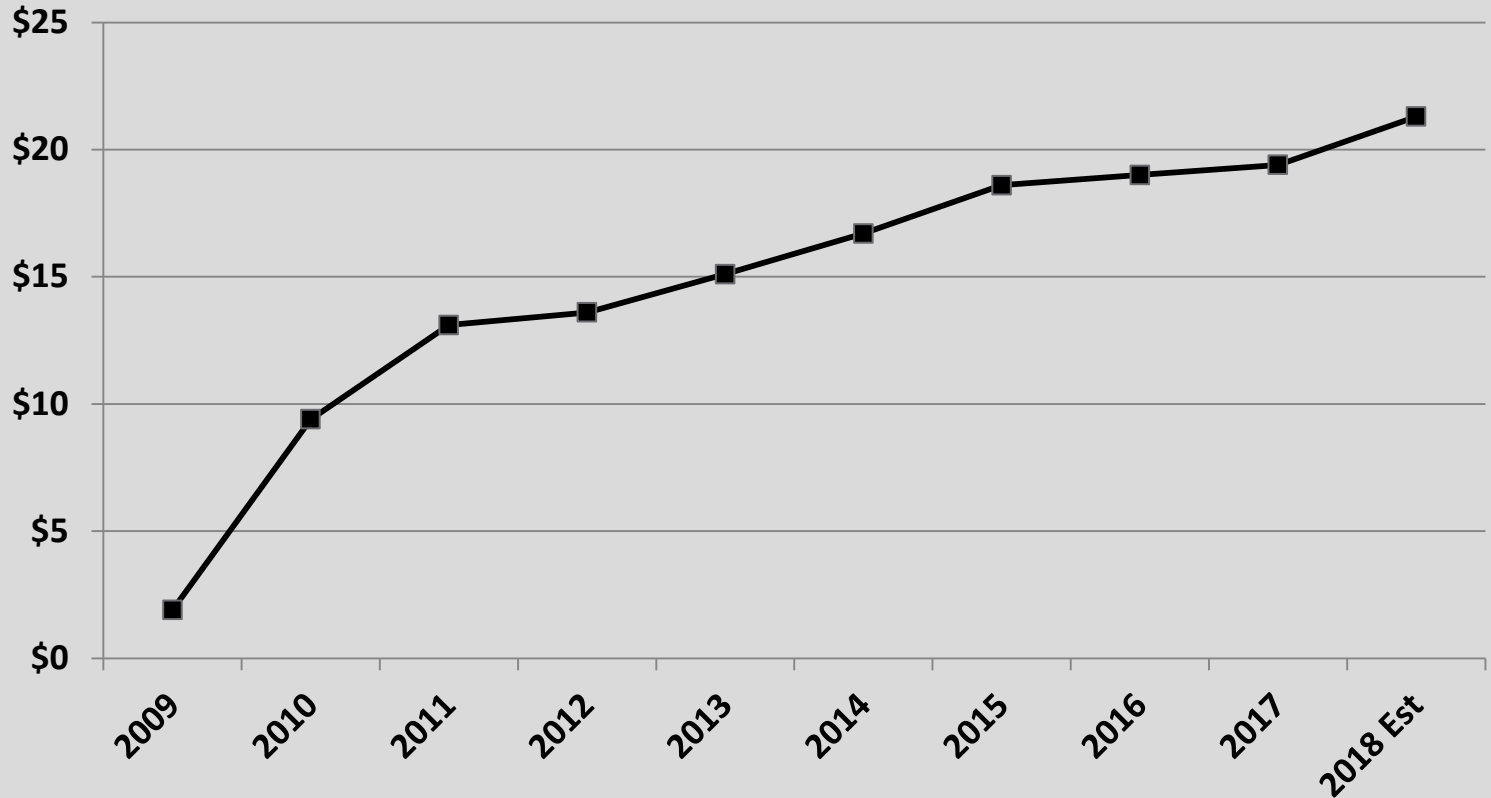
## Expenses:

Payroll	125.3
Supplies	5.7
Services	27.9
Capital	0.4
Capital Infrastructure and Parks	<u>5.4</u>
Total Expenses	\$ 164.7

Increase in Cash \$ 1.0

\*Circuit Breaker amount is unknown until March-April, 2018

# Circuit Breaker Effect (in millions)



Property tax relief and revenue loss to City estimated to be \$148 million since property tax caps became law.

# Submitted Budget Summary (in millions)



## Property Tax Supported Funds w/PS LOIT

<b>2017 Revised Budget</b>		<b>\$ 158.8</b>
<b>Public Safety:</b>	2% Increase	1.7
	Health Insurance Increase	1.4
	Fire SAFER Grant	0.6
	Police Overtime	0.3
	Police & Fire Staffing	0.6
	Other	<u>0.2</u>
	<b>Total Public Safety</b>	<b>\$ 4.8</b>
<b>Non-Public Safety:</b>	2% Increase	0.5
	Health Insurance Increase	<u>0.6</u>
	<b>Total Non-Public Safety</b>	<b>\$ 1.1</b>
	<b>Total Change in Budget</b>	<b>\$ 5.9</b>
<b>2018 Submitted Budget</b>		<b>\$ 164.7</b>

# Streets and Roads Investment (in millions)



<u>Funding Source</u>	<u>Proposed 2018</u>	<u>Budgeted 2017</u>	<u>Budgeted 2016</u>
CEDIT	\$ 12.8	\$ 8.5	\$ 6.0
Property Tax	-	-	2.5
CCDF (Cumulative Capital Development)	2.8	3.3	3.3
Community Legacy	-	1.0	1.0
Bond	-	-	10.0
Municipal Wheel/Surtax	4.8	4.8	-
HEA 1002 – Gasoline Tax	1.1		
Special LOIT Distribution (2016)	-	5.2	1.0
INDOT Matching	<u>1.0</u>	<u>1.0</u>	<u>1.0</u>
<b>Total Streets and Roads Investment</b>	<b>\$22.5</b>	<b>\$23.8</b>	<b>\$24.8</b>

# Salary Analysis

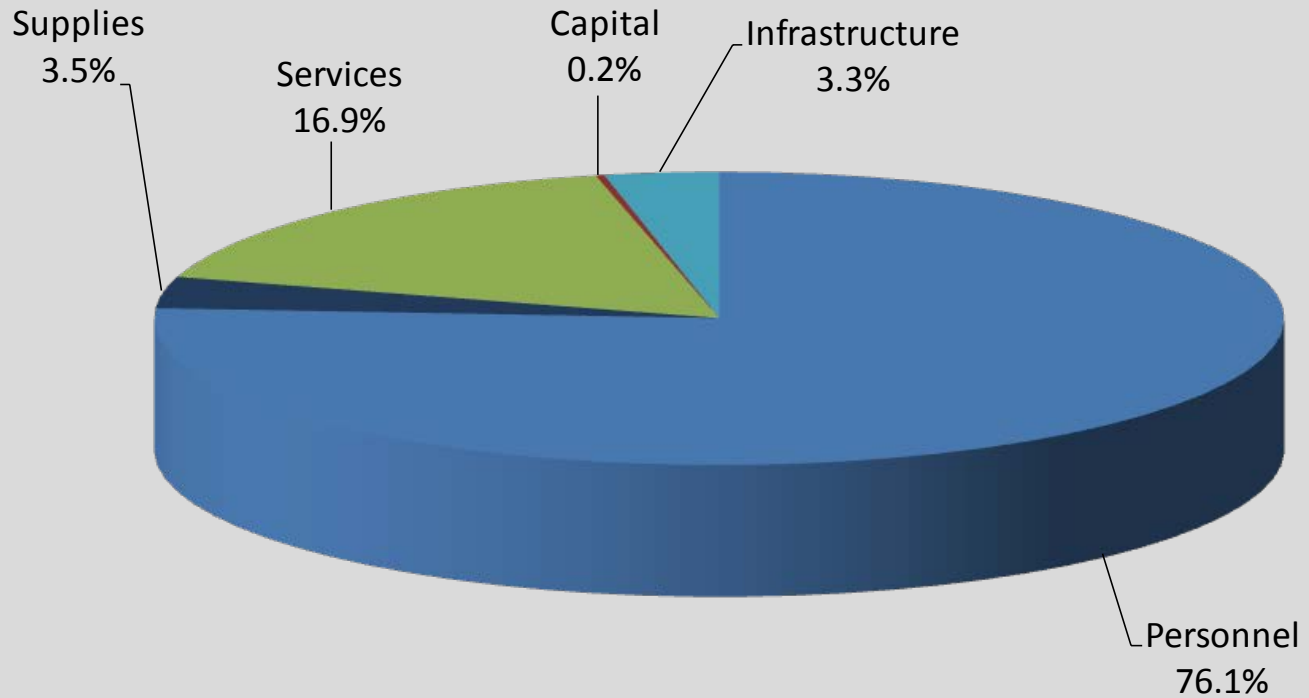


<b>Year</b>	<b>Regional Survey**</b>	<b>Allen County Personal Income Growth</b>	<b>City of Fort Wayne COLA Increase</b>
2009	-	(5.8)%	0.0%
2010	-	2.0%	1.0%*
2011	-	6.0%	1.0%
2012	-	4.5%	0.0%
2013	2.2%	(0.5)%	2.0%
2014	1.8%	5.1%	2.0%
2015	2.2%	4.4%	2.0%
2016	2.4%	N/A	2.0%
2017	2.8%	N/A	2.0%
2018	3.1%	N/A	2.0%

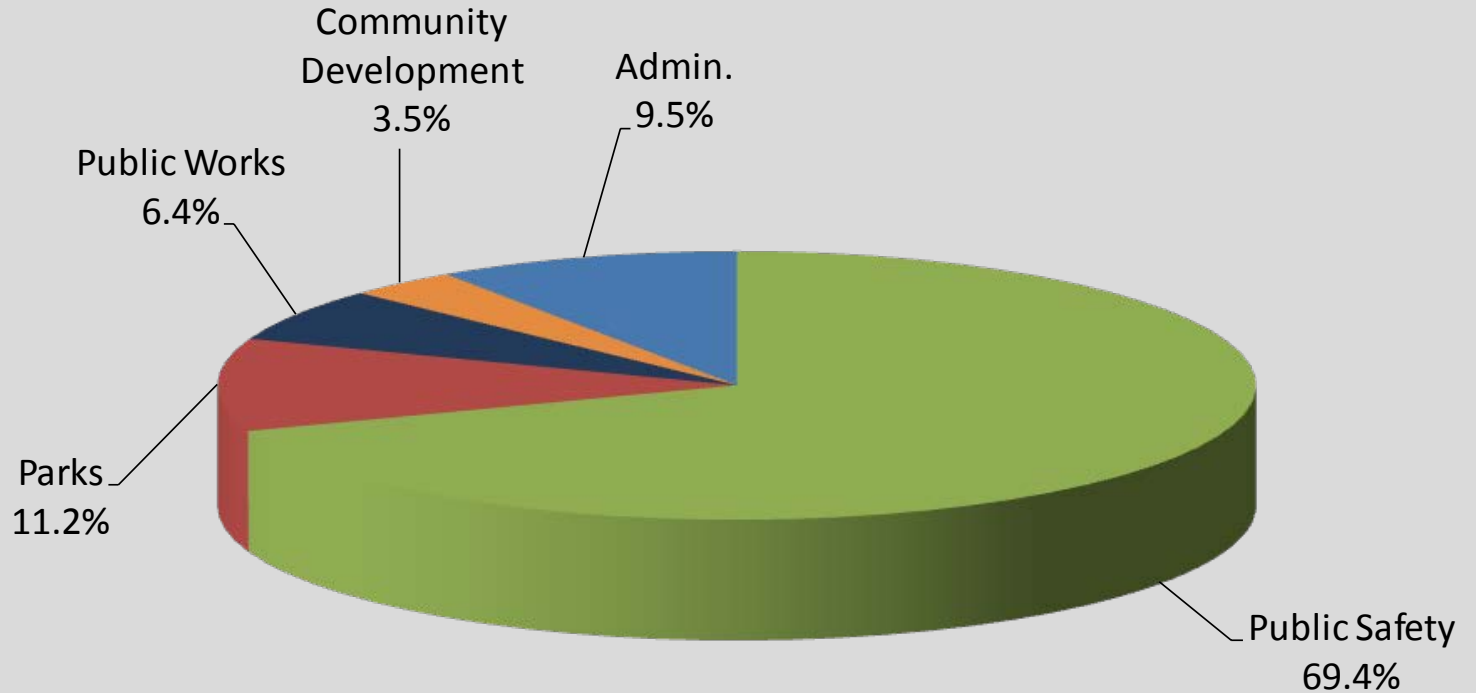
\*Unions received 1.5%

\*\*Provided by Waggoner, Irwin, Scheele

# 2018 Property Tax/PS LOIT Expenses by Series



# 2018 Property Tax/PS LOIT Expenses by Division including Infrastructure



# Fiscal Notes



- Assessed Value growth 4 years in a row
- Fire and Police at full TARGET staffing
- Levy growth of 4.0%
- Streets & Roads spending of \$22.5 million = IN TARGET
- Sidewalks & Alleys spending of \$6.0 million
- Parks project work funded @ \$3.0 million





# Questions?